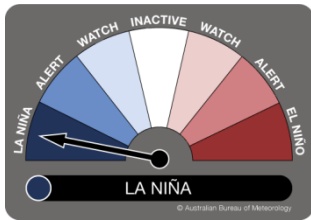
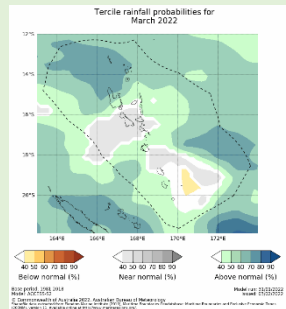
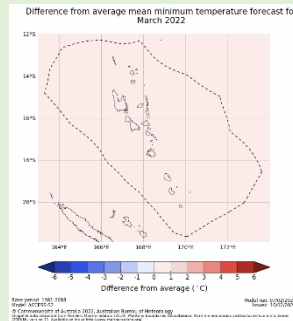
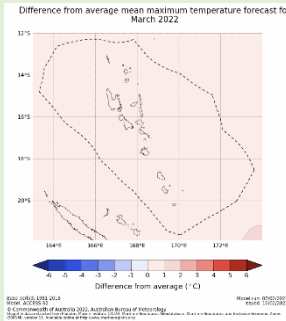


## CURRENT ENSO STATUS



The active La Niña has passed peak with a return to neutral around March to April 2022. La Niña typically brings above normal rainfall in Vanuatu.

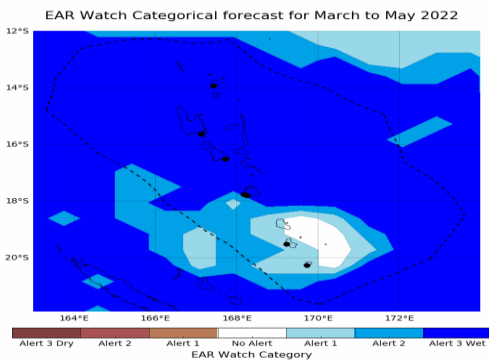
## Temperature and Rainfall Outlook for March 2022:



### Summary:

- Vanuatu is expecting warmer than average day and night time temperature in March.
- Above normal rainfall is still very likely for the northern islands in Vanuatu in March, while normal rainfall is expected elsewhere.

## Outlook for February to April 2022:



The three month rainfall outlook for the full period of March to May 2022 shows Alert 3 Wet is in place for the northern and central islands. This means above normal rainfall is very likely to be experienced in these areas for the next three months. Normal rainfall is likely to be experienced in Tafea.

## Highest and Lowest Tides for February to April 2022

Luganville Harbour						Port Vila Harbour					
Lowest Tide	Date	Time (VUT)	Highest Tide	Date	Time (VUT)	Lowest Tide	Date	Time (VUT)	Highest Tide	Date	Time (VUT)
0.07 m	1 Feb	11:38 pm	1.88 m	1 Feb	04:52 pm	0.13 m	2 Feb	12:26 am	1.59 m	1 Feb	05:35 pm
0.12 m	1 Mar	10:38 pm	1.79 m	2 Mar	04:41 pm	0.21 m	1 Mar	11:24 pm	1.52 m	2 Mar	05:29 pm
0.23 m	18 Apr	11:58 am	1.72 m	18 Apr	05:25 am	0.23 m	19 Apr	01:39 pm	1.51 m	18 Apr	06:24 am

## Moon Phases for February to April 2022

New Moon	First Quarter	Full Moon	Last Quarter
1 February 3 March 1 April	9 February 10 March 9 April	17 February 18 March 17 April	24 February 25 March 23 April

# Climate Smart Recommendations for crop cultivation

## Crop (variety) Selection

<b>Vegetables</b>	<input type="checkbox"/> Depending on market and demand, and availability of seeds and seedlings. Select varieties that can perform well in Hot and wet season (November to April) e.g. Corn, cucumber, capsicum
<b>Island Taro</b>	<input type="checkbox"/> Select Varieties with higher demand and market and available planting material (Available varieties: Sakius, Tarapatan, Alkat) and other recommended varieties from your site, village or island.
<b>Manioc</b>	<input type="checkbox"/> Consider growing varieties depending on target market and demand, and available planting materials. Grow dwarf varieties due to cyclone season
<b>Yam</b>	<input type="checkbox"/> Depending on target market and demand, and available planting material. Select disease resistant varieties (anthracnose) for planting during this season.
<b>Kumala</b>	<input type="checkbox"/> Depending on target market and demand, and available planting material (Available varieties: Baby kumala, PNG, bankis, Epule 1, Fanafo, salili and kumala hybrids)

## Planting

<b>Vegetables</b>	<input type="checkbox"/> Select healthy seeds and seedlings before planting. Avoid transplanting of seedlings during sunny mid days or during heavy rain. Consider weekly/daily weather updates through media (FB, radio etc.) to sow seeds and transplant vegetables. Traditional weather forecasting are also advice to use
<b>Island Taro</b>	<input type="checkbox"/> Select good type of planting material from healthy plants and free from pest and diseases, good size to produce good corm shape, large suckers or headset have rapid early growth and higher survival rate.
<b>Manioc</b>	<input type="checkbox"/> Select healthy stalks which are free from pest and diseases. It is best to collect stalks just after harvested and not sprouted, because sprouting before planting will weaken the ability of stalks to grow after the stalk is cut and planted. It is best to collect the middle part of the stalk as planting material.
<b>Yam</b>	<input type="checkbox"/> Select tubers with minimum rot; Trim any rot from tubers before cutting it up into planting pieces. Yam is not a shade tolerant plant, it is a light loving and shade sensitive plant thus require sites that are well exposed to sunlight; Staking should be low (1m height).
<b>Kumala</b>	<input type="checkbox"/> It is best to select cuttings from the tip of the vine about 30cm to 40cm length and which are free from Pest and diseases; collect cuttings from young plants which are 2 to 3 months of age. Avoid planting materials with leaf scab disease and also do not collect planting materials from plants with little leaf disease. Kumala are also light loving crop and prefer sites that are expose to good sunlight.

## [ Farm Management (nutrient/pest/weed) ]

<b>Vegetables</b>	<input type="checkbox"/> Monitor/control insect pest and diseases attack during the growth stage of the crops; Plant repellent crops/plants to reduce pest and disease attack; Remove infected plants and apply intercropping; Apply weeding as needed and it can be done 2-3 weeks after planting; apply drainage to reduce flooding.
<b>Island Taro</b>	<input type="checkbox"/> Monitor disease symptoms and insect pests (e.g. Taro beetle, caterpillar and aphids infestation on leaves) during every farm visit; apply weeding every 2-3 weeks for up to 4 months; Apply mulching when needed using organic materials (vetiver grass) to help reduces weed growth and add organic matter to the soil; Apply intercropping system to reduce Pest and disease attack and apply agroforestry system .
<b>Manioc</b>	<input type="checkbox"/> Apply mulching and composting when needed during the early growth stage of the crop; Monitor weed growth and weed as needed, first weeding can be done after 3-4 weeks after planting; Control major Pest such as Rat after tuber formation; Remove infected plants and apply intercropping system
<b>Yam</b>	<input type="checkbox"/> Weeding can be applied at least 2 or 3 times during the growth cycle, depending on the weeds present in the field. Monitor leaf eating beetles during the early growth stage of yam and apply cultural practices as needed to control the beetles. Monitor vine growth and adjust to staking accordingly
<b>Kumala</b>	<input type="checkbox"/> Monitor weed growth and weed as needed; Weeding will usually be every 2 weeks for up to 5-6 weeks by when the runners have covered the space between rows. Mounding should be done 2 weeks and 1 month after planting to reduce damage on stem and tubers by the weevil and rat.

### CONTACTEM MIFALA:

• Department of Agriculture & Rural Development  
PMB 9040  
Telephone: (678) 33550. Email: [Pleo@vanuatu.gov.vu](mailto:Pleo@vanuatu.gov.vu)

• Vanuatu Meteorological & Geo-Hazards Department  
PMB 9054  
Tel: (678) 24686. Email: [climate@meteo.gov.vu](mailto:climate@meteo.gov.vu)

Supported by:

