

# Climate Services

## ENERGY SUMMARY FOR LAMAP AWS

07 May 2021

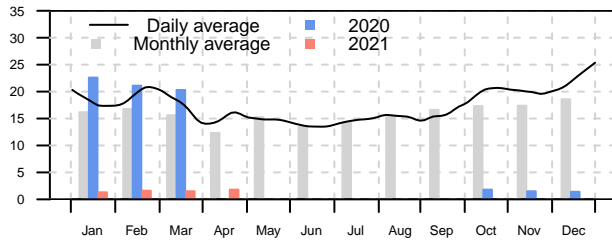
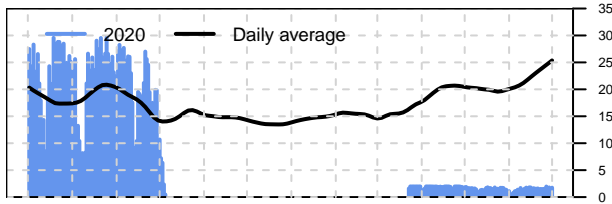
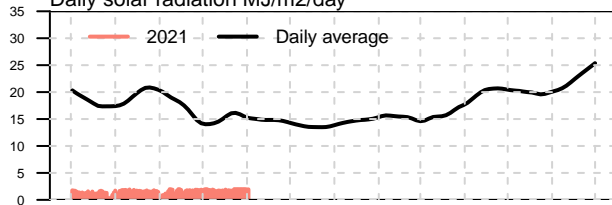


### DAILY RADIATION

### MAXIMUM TEMPERATURE

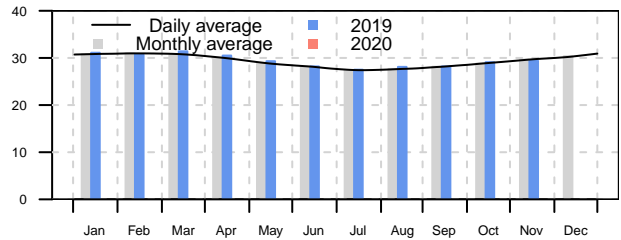
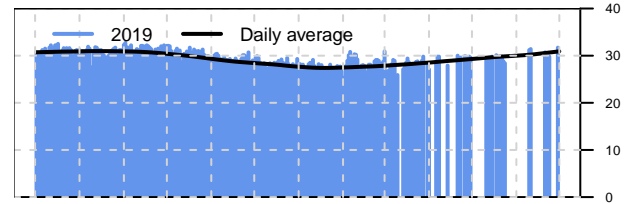
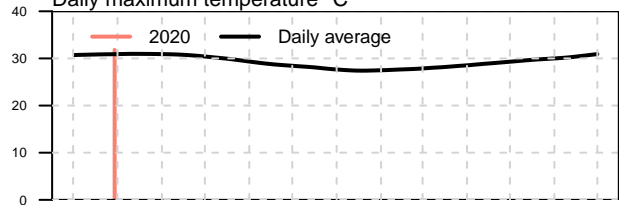
Data period: 06-Jun-2017 to 04-May-2021

Daily solar radiation MJ/m<sup>2</sup>/day



Data period: 30-Jun-1960 to 29-Jan-2020

Daily maximum temperature °C

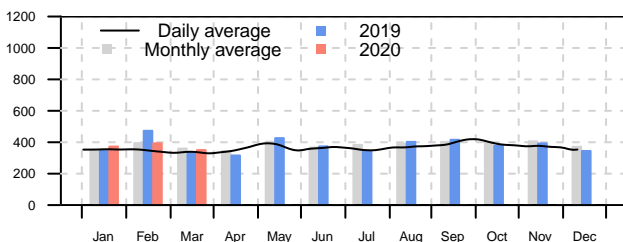
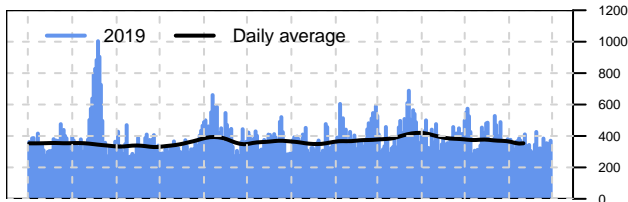
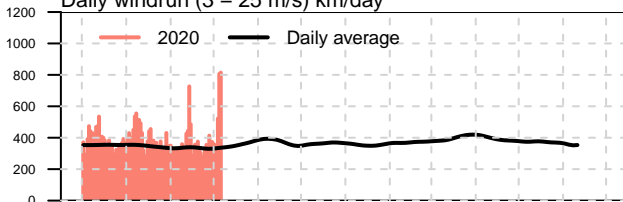


### WINDRUN BETWEEN 3-25 M/S

### RAINFALL ACCUMULATION

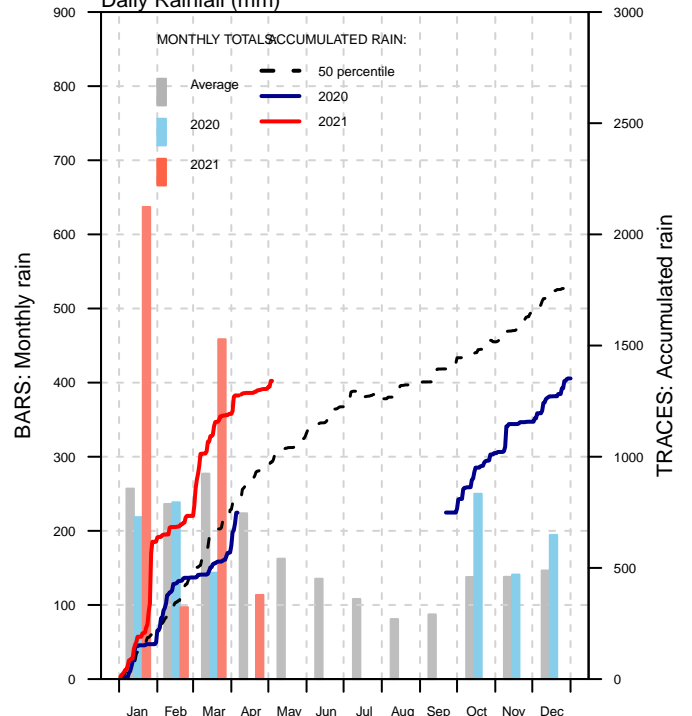
Data period: 07-Jun-2017 to 06-Apr-2020

Daily windrun (3 – 25 m/s) km/day



Data period: 30-Jun-1960 to 04-May-2021

Daily Rainfall (mm)



Vanuatu Meteorology & Geo-hazards Department

PMB 9054, Port-Vila

Main Office Tel: +678 246886

Follow us on twitter: @vmgdVU

Like us on facebook: vmgd.gov.vu

Visit our webpage: www.vmgd.gov.vu

Powered by CliDEsc