

# Climate Services

## ENERGY SUMMARY FOR PORT VILA AWS

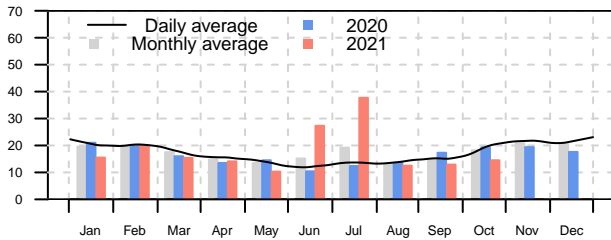
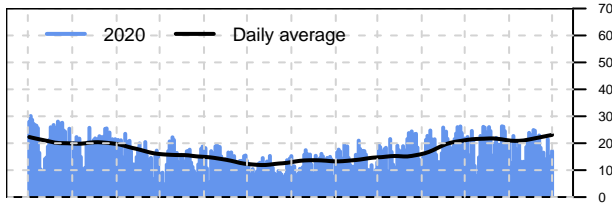
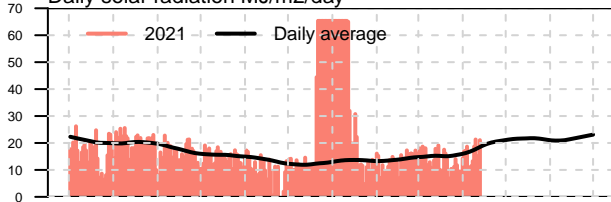
17 October 2021



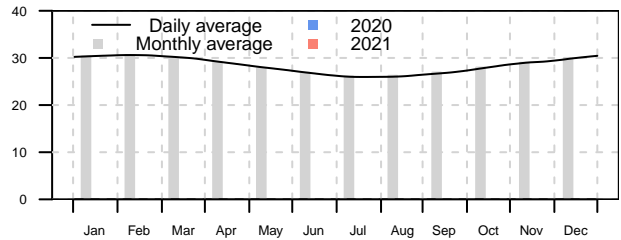
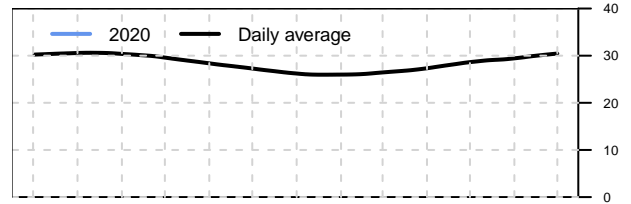
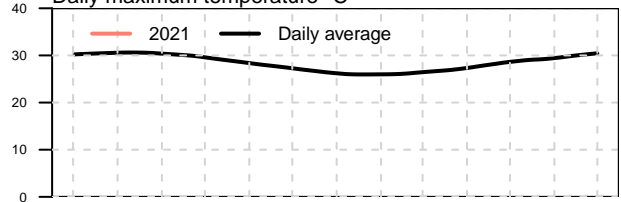
### DAILY RADIATION

### MAXIMUM TEMPERATURE

Data period: 16–Oct–2017 to 14–Oct–2021  
Daily solar radiation MJ/m<sup>2</sup>/day



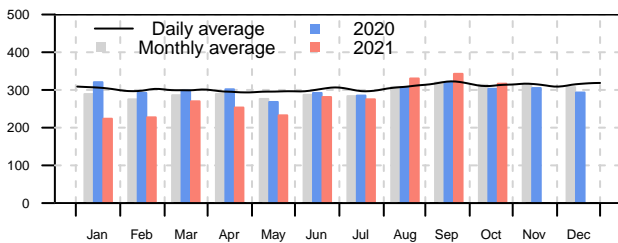
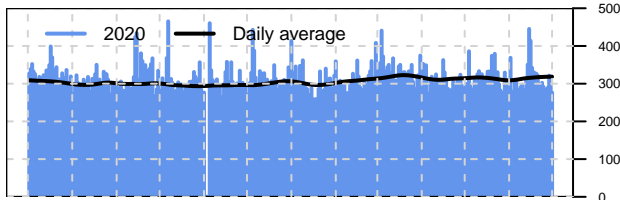
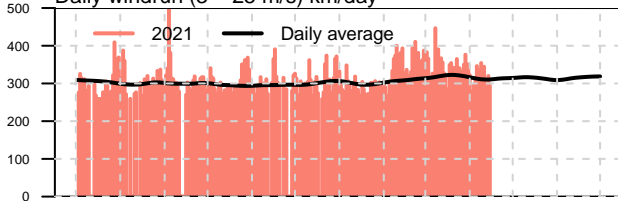
Data period: 31–Aug–1947 to 14–Oct–2021  
Daily maximum temperature °C



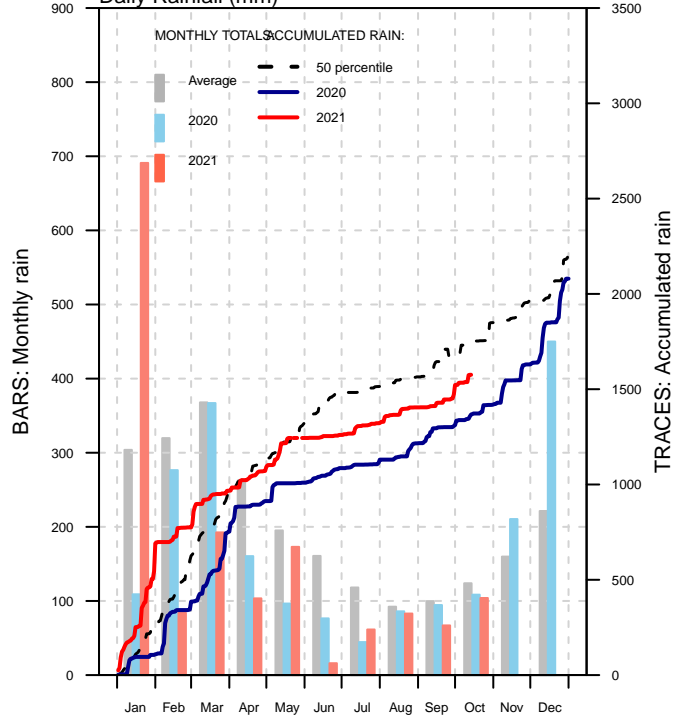
### WINDRUN BETWEEN 3–25 M/S

### RAINFALL ACCUMULATION

Data period: 16–Oct–2017 to 16–Oct–2021  
Daily windrun (3 – 25 m/s) km/day



Data period: 31–Aug–1947 to 14–Oct–2021  
Daily Rainfall (mm)



Vanuatu Meteorology & Geo-hazards Department

PMB 9054, Port-Vila

Main Office Tel: +678 246886

Follow us on twitter: @vmgdVU

Like us on facebook: vmgd.gov.vu

Visit our webpage: www.vmgd.gov.vu

Powered by CliDEsc