

Climate Services

ENERGY SUMMARY FOR LONGANA AIRPORT AWS

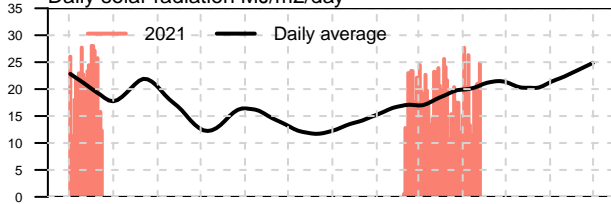
17 October 2021



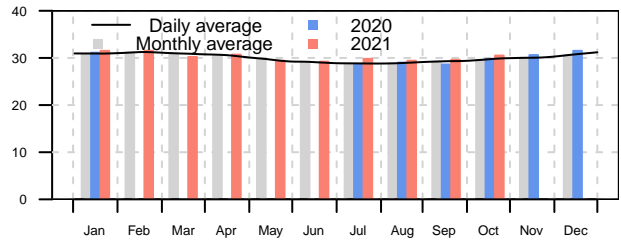
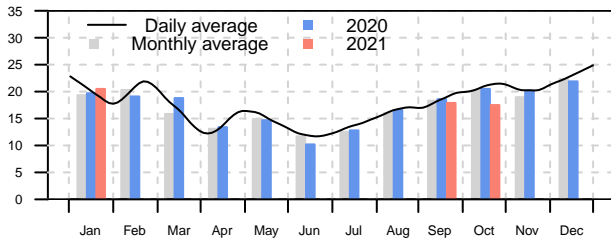
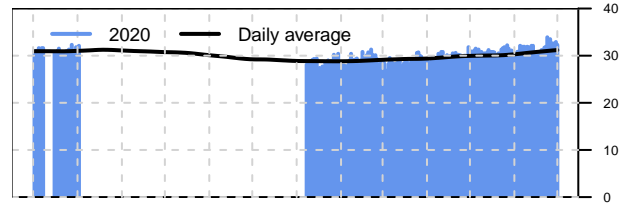
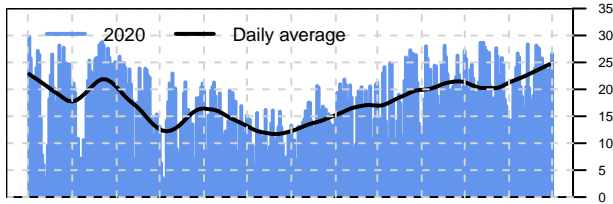
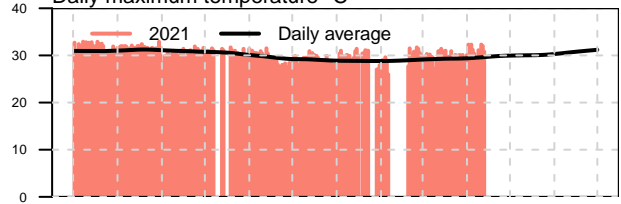
DAILY RADIATION

MAXIMUM TEMPERATURE

Data period: 06-Jul-2017 to 14-Oct-2021
Daily solar radiation MJ/m²/day



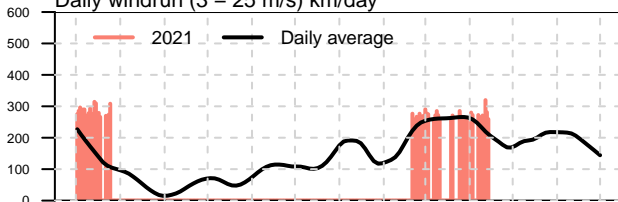
Data period: 30-Nov-2007 to 14-Oct-2021
Daily maximum temperature °C



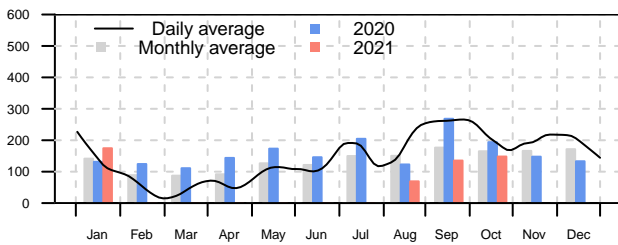
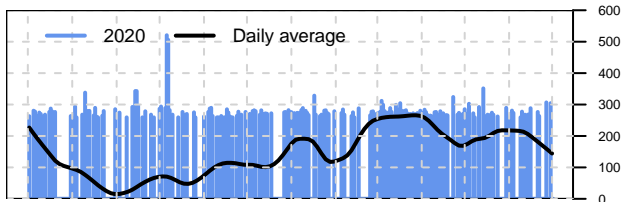
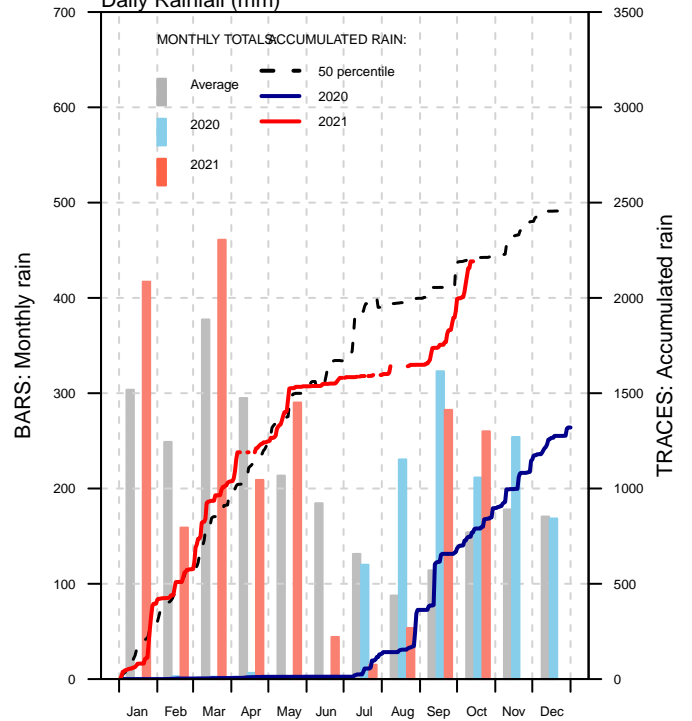
WINDRUN BETWEEN 3-25 M/S

RAINFALL ACCUMULATION

Data period: 07-Jul-2017 to 15-Oct-2021
Daily windrun (3 – 25 m/s) km/day



Data period: 30-Sep-1971 to 14-Oct-2021
Daily Rainfall (mm)



Vanuatu Meteorology & Geo-hazards Department

PMB 9054, Port-Vila

Main Office Tel: +678 246886

Follow us on twitter: @vmgdVU

Like us on facebook: vmgd.gov.vu

Visit our webpage: www.vmgd.gov.vu

Powered by CliDEsc